


**PROCUREMENT SERVICE**  
**Department of Budget and Management**  
**STATEMENT OF FINANCIAL POSITION**  
**PS Revolving Fund (6207511)**  
**As of December 31, 2019**


	<u>2019</u>	<u>2018 as restated</u>
<b>ASSETS</b>		
<b>Current Assets</b>		
Cash and Cash Equivalents	20,953,719,260.25	19,078,865,949.76
Receivables	2,074,696,311.84	759,061,935.05
Inventories	642,660,428.09	919,837,713.99
Other Current Assets	1,245,493,113.65	1,128,986,400.81
<b>Total Current Assets</b>	<b>24,916,569,113.83</b>	<b>21,886,751,999.61</b>
<b>Non-Current Assets</b>		
Property, Plant and Equipment	89,581,019.55	95,114,415.63
<b>Total Non-Current Assets</b>	<b>89,581,019.55</b>	<b>95,114,415.63</b>
<b>Total Assets</b>	<b>25,006,150,133.38</b>	<b>21,981,866,415.24</b>
 <b>LIABILITIES</b>		
<b>Current Liabilities</b>		
Financial Liabilities	677,909,883.30	1,784,208,427.93
Inter- Agency Payables	17,744,238,334.44	17,324,687,855.52
Intra- Agency Payables	6,945.40	6,945.40
Trust Liabilities	274,265,056.92	270,559,573.95
Other Payables	414,577,018.61	76,338,597.37
<b>Total Current Liabilities</b>	<b>19,110,997,238.67</b>	<b>19,455,801,400.17</b>
<b>Total Liabilities</b>	<b>19,110,997,238.67</b>	<b>19,455,801,400.17</b>
 <b>NET ASSETS/ EQUITY</b>		
Accumulated Surplus/(Deficit)	5,895,152,894.71	2,526,065,015.07
<b>Total Net Assets/ Equity</b>	<b>5,895,152,894.71</b>	<b>2,526,065,015.07</b>
<b>Total Liabilities and Net Assets/ Equity</b>	<b>25,006,150,133.38</b>	<b>21,981,866,415.24</b>

COA-PS  
**RECEIVED**  
 FEB 27 2020

**CERTIFIED CORRECT:**

  
**ALLA RAUL M. CATALAN**  
 Chief, Comptroller Division

**PROCUREMENT SERVICE**  
**Department of Budget and Management**  
**DETAILED STATEMENT OF FINANCIAL POSITION**  
**PS Revolving Fund (207511)**  
**As of December 31, 2019**

**COA-PS**  
**RECEIVED**  
**FEB 27 2020**  
 By:   
**2018's as restated**

2019

**ASSETS**

**Current Assets**

**Cash and Cash Equivalents**

	<u>20,953,719,260.25</u>	<u>19,078,865,949.76</u>
Cash on Hand	92,512,471.67	90,131,585.09
Cash-Collecting Officer	91,395,592.53	89,174,705.95
Petty Cash	1,116,879.14	956,879.14
Cash in Bank- Local Currency	<u>20,861,206,788.58</u>	<u>18,988,734,364.67</u>
Cash in Bank- LC, Current Account	6,502,135,423.60	3,770,650,799.03
Cash in Bank- LC, Savings Account	859,071,364.98	718,083,565.64
Cash in Bank- LC, Time Deposits	13,500,000,000.00	14,500,000,000.00
Treasury/Agency Cash Accounts	-	-
Cash-Treasury/ Agency Deposit, Trust	-	-

**Receivables**

	<u>2,074,696,311.84</u>	<u>759,061,935.05</u>
Inter-Agency Receivables	<u>2,070,437,411.97</u>	<u>719,055,305.41</u>
Due from NGAs	1,978,930,537.18	635,618,589.39
Due from GOCC's	84,419,203.12	83,377,039.35
Due from LGU's	7,087,671.67	59,676.67
Intra-Agency Receivables	<u>1,683,158.09</u>	<u>1,683,158.09</u>
Due from Regional Offices	1,683,158.09	1,683,158.09
Other Receivables	<u>2,575,741.78</u>	<u>38,323,471.55</u>
Due from Officers & Employees	757,256.21	1,022,180.65
Other Receivables	1,818,485.57	37,301,290.90

**Inventories**

	<u>642,660,428.09</u>	<u>919,837,713.99</u>
Inventory Held for Sale	<u>641,510,036.94</u>	<u>918,641,371.26</u>
Merchandise Inventory	641,510,036.94	918,641,371.26
Inventory Held for Consumption	<u>1,150,391.15</u>	<u>1,196,342.73</u>
Office Supplies Inventory	346,300.46	365,464.37
Semi-Expendable M & E - Office Equipment	5,515.75	4,072.38
Semi-Expendable M & E - ICT Equipment	692,685.84	741,216.88
Semi-Expendable M & E - Furniture and Fixture	100,527.94	80,227.94
Semi-Expendable Books	5,361.16	5,361.16

**Other Current Assets**

	<u>1,245,493,113.65</u>	<u>1,128,986,400.81</u>
Advances	<u>302,663,897.50</u>	<u>148,281,355.25</u>
Advances for Operating Expenses	2,898,267.73	3,475,238.74
Advances to Special Disbursing Officer	60,879.37	37,000.00
Advances to Officers & Employees	69,380.38	84,882.62
Advances to Contractors	299,635,370.02	144,684,233.89

**PROCUREMENT SERVICE**  
**Department of Budget and Management**  
**DETAILED STATEMENT OF FINANCIAL POSITION**  
**PS Revolving Fund (207511)**  
**As of December 31, 2019**

	<u>2019</u>	<u>2018 as restated</u>
Prepayments	99,170.52	689,020.99
Prepaid Rent	61,800.00	61,800.00
Prepaid Insurance	19,870.52	609,720.99
Other Prepayments	17,500.00	17,500.00
Deposits	942,730,045.63	980,016,024.57
Deposits on Letters of Credit	941,379,444.50	978,363,797.04
Guaranty Deposits	1,350,601.13	1,652,227.53
<b>Total Current Assets</b>	<b>24,916,569,113.83</b>	<b>21,886,751,999.61</b>
<b>Non- Current Assets</b>		
<b>Property, Plant and Equipment</b>	<b>89,581,019.55</b>	<b>95,114,415.63</b>
Land	19,102,162.97	19,102,162.97
Land	19,102,162.97	19,102,162.97
Buildings and Other Structures	41,255,025.89	42,765,766.57
Buildings	80,334,537.30	79,889,537.30
Accumulated Depreciation- Bldgs.	(39,079,511.41)	(37,123,770.73)
Net Value	41,255,025.89	42,765,766.57
Machinery and Equipment	24,958,232.46	24,909,069.61
Office Equipment	10,567,763.40	10,291,643.40
Accumulated Depreciation- Office Equipment	(9,112,681.97)	(8,547,431.59)
Net Value	1,455,081.43	1,744,211.81
Information & Communication Tech. Equipment	59,093,941.55	53,408,950.84
Accumulated Depreciation- Info. & Com. Tech. Equipment	(37,553,657.20)	(32,541,775.32)
Net Value	21,540,284.35	20,867,175.52
Communication Equipment	280,993.20	280,993.20
Accumulated Depreciation- Communication Equipment	(218,856.46)	(210,745.30)
Net Value	62,136.74	70,247.90
Construction and Heavy Equipment	2,888,000.00	2,888,000.00
Accumulated Depreciation- Construction & Heavy Equipment	(1,475,070.00)	(1,215,150.00)
Net Value	1,412,930.00	1,672,850.00
Military, Police and Security Equipment	57,000.00	57,000.00
Accumulated Depreciation- Military, Police and Security Eqpt.	(51,300.00)	(51,300.00)
Net Value	5,700.00	5,700.00
Sports Equipment	614,400.00	614,400.00
Accumulated Depreciation- Sports Equipment	(209,958.75)	(154,662.75)
Net Value	404,441.25	459,737.25
Other Machinery & Equipment	268,480.00	268,480.00
Accumulated Depreciation- Other Machinery & Equipment	(190,821.31)	(179,332.87)
Net Value	77,658.69	89,147.13
Transportation Equipment	2,038,425.62	3,800,716.52
Motor Vehicles	12,230,509.40	12,230,509.40
Accumulated Depreciation- Motor Vehicles	(8,906,310.75)	(8,429,792.88)


**PROCUREMENT SERVICE**  
**Department of Budget and Management**  
**DETAILED STATEMENT OF FINANCIAL POSITION**  
**PS Revolving Fund (207511)**  
**As of December 31, 2019**

	<u>2019</u>	<u>2018 as restated</u>
<i>Accumulated Impairment Losses-Motor Vehicle</i>	(1,285,773.03)	-
<i>Net Value</i>	<u>2,038,425.62</u>	<u>3,800,716.52</u>
<b>Furniture, Fixtures and Books</b>	<u>2,110,074.48</u>	<u>2,355,626.16</u>
Furniture & Fixtures	9,620,574.99	9,620,574.99
<i>Accumulated Depreciation- Furniture &amp; Fixtures</i>	(7,510,500.51)	(7,264,948.83)
<i>Net Value</i>	<u>2,110,074.48</u>	<u>2,355,626.16</u>
Books	-	-
<i>Accumulated Depreciation- Books</i>	-	-
<i>Net Value</i>	-	-
<b>Leased Assets Improvements</b>	<u>-</u>	<u>2,012,315.67</u>
Leasehold Improvements- Building	-	2,728,564.07
<i>Accumulated Depreciation- Leasehold Improvements- Bldg</i>	-	(716,248.40)
<i>Net Value</i>	<u>-</u>	<u>2,012,315.67</u>
<b>Other Property, Plant &amp; Equipment</b>	<u>117,098.13</u>	<u>168,758.13</u>
Other Property, Plant & Equipment	884,736.65	884,736.65
<i>Accumulated Depreciation- Other Property, Plant &amp; Equipment</i>	(767,638.52)	(715,978.52)
<i>Net Value</i>	<u>117,098.13</u>	<u>168,758.13</u>
<b>Intangible Assets</b>	<u>-</u>	<u>-</u>
Computer Software	-	-
<i>Accumulated Amortization- Computer Software</i>	-	-
<i>Net Value</i>	-	-
<b>Other Assets</b>	<u>-</u>	<u>-</u>
Other Assets	-	-
<b>Total Non-Current Assets</b>	<u>89,581,019.55</u>	<u>95,114,415.63</u>
<b>TOTAL ASSETS</b>	<u>25,006,150,133.38</u>	<u>21,981,866,415.24</u>
<b>LIABILITIES AND NET ASSETS/EQUITY</b>		
<b>Liabilities</b>		
<b>Current Liabilities</b>		
<b>Financial Liabilities</b>	<u>677,909,883.30</u>	<u>1,784,208,427.93</u>
Payables	677,909,883.30	1,784,208,427.93
Accounts Payable	676,218,346.39	1,783,306,202.31
Due to Officers and Employees	1,691,536.91	902,225.62
<b>Inter- Agency Payables</b>	<u>17,744,238,334.44</u>	<u>17,324,687,855.52</u>
Due to BIR	98,157,970.12	53,953,693.36
Due to GSIS	2,319,491.34	1,654,225.05
Due to Pag-ibig	88,549.29	37,198.94
Due to Philhealth	164,636.74	116,030.40
Due to NGAs	16,692,780,939.43	16,743,027,311.00

**PROCUREMENT SERVICE**  
**Department of Budget and Management**  
**DETAILED STATEMENT OF FINANCIAL POSITION**  
**PS Revolving Fund (207511)**  
**As of December 31, 2019**

	<u>2019</u>	<u>2018 as restated</u>
Due to GOCCs	822,186,261.26	456,293,824.11
Due to LGUs	128,540,486.26	69,605,572.66
<b>Intra- Agency Payables</b>	<b>6,945.40</b>	<b>6,945.40</b>
Due to Regional Offices	6,945.40	6,945.40
<b>Trust Liabilities</b>	<b>274,265,056.92</b>	<b>270,559,573.95</b>
Trust Liabilities	10,918,958.67	3,808,755.63
Guaranty/Security Deposits Payable	263,346,098.25	266,750,818.32
<b>Other Payables</b>	<b>414,577,018.61</b>	<b>76,338,597.37</b>
Other Payables	414,577,018.61	76,338,597.37
<b>Total Current Liabilities</b>	<b>19,110,997,238.67</b>	<b>19,455,801,400.17</b>
<b>Total Liabilities</b>	<b>19,110,997,238.67</b>	<b>19,455,801,400.17</b>
<b>Net Assets/ Equity</b>		
<b>Equity</b>	<b>5,895,152,894.71</b>	<b>2,526,065,015.07</b>
Accumulated Surplus / (Deficit)	5,895,152,894.71	2,526,065,015.07
<b>Total Net Assets/ Equity</b>	<b>5,895,152,894.71</b>	<b>2,526,065,015.07</b>
<b>TOTAL LIABILITIES AND NET ASSETS/EQUITY</b>	<b>25,006,150,133.38</b>	<b>21,981,866,415.24</b>

**CERTIFIED CORRECT:**

  
ALLAN RAUL M. CATALAN  
 Chief, Comptroller Division