


STATEMENT OF APPROVED BUDGET, UTILIZATIONS, DISBURSEMENTS AND BALANCES  
As of the Quarter Ending June 30, 2021

COA-PS  
**RECEIVED**  
JUL 26 2021  
By: *[Signature]*


Department: Department of Budget and Management  
Entity Name: Procurement Service  
Operating Unit: \_\_\_\_\_  
Organization Code (UACS): 06 003 00 00000  
Funding Source Code (as clustered) : 207511

Particulars	UACS CODE	Budget			Budget Utilization					Disbursements					BALANCES		
		Budgeted Revenue	Adjustments (Additions, Reductions, Realignment)	Budgeted Revenue	1st Quarter Ending 'March 31	2nd Quarter Ending 'June 30	3rd Quarter Ending 'Sept. 30	4th Quarter Ending 'Dec. 31	Total	1st Quarter Ending 'March 31	2nd Quarter Ending 'June 30	3rd Quarter Ending 'Sept. 30	4th Quarter Ending 'Dec. 31	Total	Unutilized Budget	Due and Demandable / Accounts Payable	Not Yet Due and Demandable
1	2	3	4	5=[3+(-)4]	6	7	8	9	10=(6+7+8+9)	11	12	13	14	15=(11+12+13+14)	16=(5-10)	17	18
<b>I. Agency Approved Budget</b>																	
General Administration and Supervision PAP 1	1																
PS	501	25,147,070.71		25,147,070.71	2,934,877.55	4,609,458.49			7,544,336.04	2,934,877.55	4,553,687.63			7,488,565.18	17,602,734.67	55,770.86	
MOOE	502	67,007,108.01		67,007,108.01	4,779,661.22	7,765,187.58			12,544,848.80	3,054,842.85	9,132,349.17			12,187,192.02	54,462,259.21	357,656.78	
Fin Exp.(if applicable)	503	-		-	-	-			-	-	-			-	-	-	
CO	506	32,344,743.11		32,344,743.11	-	-			-	-	-			-	32,344,743.11	-	
Support to Operations PAP 2	2																
PS	501	132,977,661.95		132,977,661.95	15,319,052.75	21,830,429.94			37,149,482.69	15,305,473.97	20,339,638.40			35,645,112.37	95,828,179.26	1,504,370.32	
MOOE	502	245,720,047.18		245,720,047.18	6,839,825.90	16,823,971.71			23,663,797.61	5,803,138.31	13,969,995.14			19,773,133.45	222,056,249.57	3,890,664.16	
Fin Exp.(if applicable)	503	-		-	-	-			-	-	-			-	-	-	
CO	506	37,518,390.70		37,518,390.70	-	40,760.00			40,760.00	-	40,760.00			40,760.00	37,477,630.70	-	
Operations PAP 3	3																
PS	501	238,189,231.59		238,189,231.59	25,341,132.93	36,545,493.43			61,886,626.35	25,333,051.89	35,522,113.33			60,855,165.21	176,302,605.24	1,031,461.14	
MOOE	502	125,932,228.81		125,932,228.81	3,180,471.78	3,133,609.42			6,314,081.20	3,131,457.83	3,041,930.45			6,173,388.28	119,618,147.61	140,692.92	
Fin Exp.(if applicable)	503	-		-	-	-			-	-	-			-	-	-	
CO	506	554,253,178.90		554,253,178.90	36,635.55	-			36,635.55	-	36,635.55			36,635.55	554,216,543.35	-	
<b>Sub-Total, Agency Specific Budget</b>																	
PS		396,313,964.25		396,313,964.25	43,595,063.23	62,985,381.85			106,580,445.08	43,573,403.41	60,415,439.35	-		103,988,842.76	289,733,519.17	2,591,602.32	
MOOE		438,659,384.00		438,659,384.00	14,799,958.90	27,722,768.71			42,522,727.61	11,989,438.99	26,144,274.76			38,133,713.75	396,136,656.39	4,389,013.86	
Fin Exp.(if applicable)		-		-	-	-			-	-	-			-	-	-	
CO		624,116,312.71		624,116,312.71	36,635.55	40,760.00			77,395.55	-	77,395.55			77,395.55	624,038,917.16	-	
<b>II. Automatic Appropriations</b>																	
PS		N/A		N/A													
MOOE		N/A		N/A													
Fin Exp.(if applicable)		N/A		N/A													
CO		N/A		N/A													
<b>Sub-Total, Automatic Appropriations</b>																	
PS																	
MOOE																	
Fin Exp.(if applicable)																	
CO																	

Particulars	UACS CODE	Budget			Budget Utilization					Disbursements				BALANCES			
		Budgeted Revenue	Adjustments (Additions, Reductions, Realignment)	Budgeted Revenue	1st Quarter Ending 'March 31	2nd Quarter Ending 'June 30	3rd Quarter Ending 'Sept. 30	4th Quarter Ending 'Dec. 31	Total	1st Quarter Ending 'March 31	2nd Quarter Ending 'June 30	3rd Quarter Ending 'Sept. 30	4th Quarter Ending 'Dec. 31	Total	Unutilized Budget	Due and Demandable / Accounts Payable	Not Yet Due and Demandable
1	2	3	4	5=[3+(-)4]	6	7	8	9	10=(6+7+8+9)	11	12	13	14	15=(11+12+13+14)	16=(15-14)	17=(16-15)	18
III. Special Purpose Fund (Please specify) MPBF-PS PGF-PS (Pension Benefits)		N/A N/A															
Sub-Total, Special Purpose Fund PS MOOE Fin Exp.(if applicable) CO																	
<b>GRAND TOTAL</b>																	
PS	501	396,313,964.25	-	396,313,964.25	43,595,063.23	62,985,381.85	-	-	106,580,445.08	43,573,403.41	60,415,439.35	-	-	103,988,842.76	289,733,519.17	2,591,602.32	
MOOE	502	438,659,384.00	-	438,659,384.00	14,799,958.90	27,722,768.71	-	-	42,522,727.61	11,989,438.99	26,144,274.76	-	-	38,133,713.75	396,136,656.39	4,389,013.86	
Fin Exp.(if applicable)	503	-	-	-	-	-	-	-	-	-	-	-	-	-	-	-	
CO	506	624,116,312.71	-	624,116,312.71	36,635.55	40,760.00	-	-	77,395.55	-	77,395.55	-	-	77,395.55	624,038,917.16	-	
Recapitulation by MFO: MFO 1 MFO 2 ...continue down to the last MFO																	
OF WHICH: Major Programs/Projects																	
Other Major Programs and Projects and monitored by the President through PMS																	
GAD-RELATED PROJECTS																	
PS																	
MOOE						7,276,670.80			7,276,670.80		7,276,670.80			7,276,670.80	7,276,670.80		
CO																	
SENIOR CITIZENS, PWDs AND YOUTH ACTIVITIES																	
PS																	
MOOE																	
CO																	
MENTAL HEALTH PROGRAM																	
PS																	
MOOE						1,737,637.00			1,737,637.00		606,540.00			606,540.00	1,737,637.00	1,131,097.00	
CO																	

**RECEIVED**  
JUL 26 2021  
By: 


Certified Correct:

  
Cyrene Jerah V. Nambong  
Budget Officer

Date:

July 21, 2021

Certified Correct:

  
Amy F. Dela Cruz  
OIC Chief, Comptroller Division

Date:


JULY 21, 2021

Recommending Approval

  
Joshua S. Laure  
OIC-Director, AFG

Date:

Approved by:

  
Atty. Jasonmer U. Uayan  
OIC-Executive Director

Date: