

SUMMARY OF APPROVED BUDGET, UTILIZATIONS, DISBURSEMENTS AND BALANCES BY OBJECT OF EXPENDITURES
As of the Quarter Ending September 30, 2023

Department: Department of Budget and Management
 Entity Name: Procurement Service
 Operating Unit: MAIN OFFICE
 Organization Code (UACS): 06 003 00 00000
 Funding Source Code (as clustered) : 207511 (Revolving Fund)

Particulars	UACS CODE	Budget		Budget Utilization						Disbursements					BALANCES			
		Budgeted Revenue	Adjustments (Additions, Reductions, Realignment)	Budgeted Revenue	1st Quarter Ending March 31	2nd Quarter Ending June 30	3rd Quarter Ending Sept. 30	4th Quarter Ending Dec. 31	Total	1st Quarter Ending March 31	2nd Quarter Ending June 30	3rd Quarter Ending Sept. 30	4th Quarter Ending Dec. 31	Total	Unutilized Budget	Unpaid Utilizations		
																Due and Demandable / Accounts Payable	Not Yet Due and Demandable	
1	2	3	4	5=[3+(-)4]	6	7	8	9	10=(6+7+8+9)	11	12	13	14	15 = (11+12+13+14)	16=(5-10)	17	18	
SUMMARY																		
A. AGENCY SPECIFIC BUDGET																		
Personnel Services																		
Salaries and Wages																		
Salaries and Wages - Regular																		
Basic Salary - Civilian	50101010 01																	
Basic Pay - Military/Uniformed Personnel	50101010 02																	
Salaries and Wages - Contractual	50101020																	
Other Compensation																		
Personnel Economic Relief Allowance (PERA)																		
PERA - Civilian	50102010																	
PERA - Military/Uniformed Personnel	50102020																	
Representation Allowance	50102030																	
Transportation Allowance	50102040																	
Clothing / Uniform Allowance	5010299012																	
Productivity Incentive Allowance	50102120																	
Longevity Pay	50102130																	
Overtime and Night Pay	50102160																	
Mid Year Bonus	50102140																	
Year End Bonus	50102150																	
Cash Gift																		
Personnel Benefits Contributions																		
Retirement and Life Insurance Premiums	50103010																	
Pag-IBIG - Civilian	50103020																	
PhilHealth - Civilian	50103030																	
Employees Compensation Insurance Premiums	50103040																	
Other Bonuses and Allowances																		
Collective Negotiation Agreement Incentive	5010299011																	
Service Recognition Incentive	50104990																	
Other Personnel Benefits																		
Terminal Leave Benefits - Civilian	50104030																	
Retirement Gratuity	50104020																	
Hazard pay	50102110																	
Other Personnel Benefits	50104990																	
Maintenance & Other Operating Expenses		4,559,211,364.46		4,559,211,364.46	541,161,751.62	203,966,641.57	301,101,714.35		1,046,230,107.54	72,661,821.09	285,410,290.90	428,930,117.70		787,002,229.69	3,512,981,256.92	250,017,877.67	9,210,000.18	
Traveling Expenses																		
Traveling Expenses - Local	50201010	356,712,422.36		356,712,422.36	84,509,906.58	119,002,775.83	153,199,739.95		356,712,422.36	47,420,506.99	116,221,105.94	158,843,294.43		322,484,907.36	0.00	34,227,515.00		
Traveling Expenses - Foreign	50201020														0.00			
Training and Scholarship Expenses																		
Training Expenses	50202010														0.00			
Scholarship Grants/Expenses	50202020														0.00			
Supplies and Materials Expenses		3,945,662,972.17		3,945,662,972.17	286,840,656.94	60,343,199.00	85,497,859.31		432,681,715.25	18,516,865.60	161,294,642.16	97,315,389.38		277,126,897.14	3,512,981,256.92	146,344,817.93	9,210,000.18	
Office Supplies Expenses	50203010														0.00			
Accountable Forms Expenses	50203020														0.00			
Non-Accountable Forms Expenses															0.00			
Semi-Expendable Machinery & Equipment Expenses	5020321001														0.00			
Semi-Expendable Office equipment	5020321002	786,315.20		786,315.20	490,000.00	296,315.20			786,315.20		786,315.20			786,315.20	0.00			

Particulars	UACS CODE	Budget			Budget Utilization					Disbursements					BALANCES		
		Budgeted Revenue	Adjustments (Additions, Reductions, Realignment)	Budgeted Revenue	1st Quarter Ending March 31	2nd Quarter Ending June 30	3rd Quarter Ending Sept. 30	4th Quarter Ending Dec. 31	Total	1st Quarter Ending March 31	2nd Quarter Ending June 30	3rd Quarter Ending Sept. 30	4th Quarter Ending Dec. 31	Total	Unutilized Budget	Unpaid Utilizations	
																Due and Demandable / Accounts Payable	Not Yet Due and Demandable
1	2	3	4	5=3+(-)4	6	7	8	9	10=(6+7+8+9)	11	12	13	14	15 = (11+12+13+14)	16=(5-10)	17	18
Semi-expendable - ICT Equipment	5020321003	153,709,000.00		153,709,000.00	153,709,000.00	-	-		153,709,000.00		-	153,709,000.00		153,709,000.00	0.00	-	-
Semi-expendable - Communication Equipmt.	5020321007			-					-					-	0.00	-	-
Semi-expendable - Other machinery and equipment	5020321099	7,123,768.00		7,123,768.00	3,877,268.00	2,800,000.00	446,500.00		7,123,768.00		4,611,288.00	2,065,980.00		6,677,268.00	0.00	446,500.00	-
Semi-expendable - Printing Equipmt.	5020321011			-					-					-	0.00	-	-
Semi-expendable - Technical and scientific equipment	5020321013			-					-					-	0.00	-	-
Semi-Expendable Furniture and fixtures	5020322001	32,367,209.44		32,367,209.44		1,500,600.00	30,866,609.44		32,367,209.44					-	0.00	32,367,209.44	-
Animal/Zoological Supplies Expenses				-					-					-	0.00	-	-
Food Supplies Expenses				-					-					-	0.00	-	-
Welfare Goods Expenses				-					-					-	0.00	-	-
Drugs and Medicines Expenses	50203070			-					-					-	0.00	-	-
Medical, Dental and Laboratory Supplies Expenses	50203080			-					-					-	0.00	-	-
Fuel, Oil and Lubricants Expenses	50203090			-					-					-	0.00	-	-
Agricultural and Marine Supplies Expenses				-					-					-	0.00	-	-
Textbooks and Instructional Materials Expenses				-					-					-	0.00	-	-
Textbooks and Instructional Materials Expenses	50203110			-					-					-	0.00	-	-
Chalk Allowance				-					-					-	0.00	-	-
Military, Police and Traffic Supplies Expenses				-					-					-	0.00	-	-
Chemical and Filtering Supplies Expenses				-					-					-	0.00	-	-
Other Supplies and Materials Expenses	50203990	62,849,677.29		62,849,677.29	11,734,920.10	20,023,751.54	31,091,005.65		62,849,677.29	6,724,448.50	2,496,939.60	16,996,453.89		26,217,841.99	0.00	36,631,835.30	-
Utility Expenses				-					-					-	0.00	-	-
Water Expenses	50204010			-					-					-	0.00	-	-
Electricity Expenses	50204020			-					-					-	0.00	-	-
Communication Expenses				-					-					-	0.00	-	-
Postage and Deliveries	50205010			-					-					-	0.00	-	-
Telephone Expense - Mobile	5020502001			-					-					-	0.00	-	-
Telephone Expense - Landline	5020502002			-					-					-	0.00	-	-
Internet Subscription Expense	50205030			-					-					-	0.00	-	-
Cable satellite and telegraph expenses	50205040			-					-					-	0.00	-	-
Confidential, Intelligence and Extraordinary Expenses				-					-					-	0.00	-	-
Extraordinary and Miscellaneous Expenses	50210030			-					-					-	0.00	-	-
Rewards/Awards/Prizes				-					-					-	0.00	-	-
Rewards/Awards Expenses	50206010			-					-					-	0.00	-	-
Prizes	50206020			-					-					-	0.00	-	-
Professional Services				-					-					-	0.00	-	-
Legal Services	50211010			-					-					-	0.00	-	-
Consultancy Services	50211030			-					-					-	0.00	-	-
Other Professional Services	50211990			-					-					-	0.00	-	-
Environment/Sanitary Services	50212010			-					-					-	0.00	-	-
General Services				-					-					-	0.00	-	-
Janitorial Services	50212020			-					-					-	0.00	-	-
Security Services	50212030			-					-					-	0.00	-	-
Other General Services	50212990			-					-					-	0.00	-	-
Repairs and Maintenance				-					-					-	0.00	-	-
Machinery and Equipment	5021305001			-					-					-	0.00	-	-
Office Equipment	5021305002			-					-					-	0.00	-	-
ICT Equipment	5021305003			-					-					-	0.00	-	-
Communication Equipment	5021305007			-					-					-	0.00	-	-
Motor Vehicle	5021306001			-					-					-	0.00	-	-
Buildings & Other Structures	50213040			-					-					-	0.00	-	-
Other Machinery & Equipment	50213990			-					-					-	0.00	-	-
Technical and scientific equipment	5021305099			-					-					-	0.00	-	-
Furniture and Fixtures	50213070			-					-					-	0.00	-	-
Other land improvements	50213020			-					-					-	0.00	-	-





Particulars	UACS CODE	Budget			Budget Utilization					Disbursements					BALANCES		
		Budgeted Revenue	Adjustments (Additions, Reductions, Realignment)	Budgeted Revenue	1st Quarter Ending March 31	2nd Quarter Ending June 30	3rd Quarter Ending Sept. 30	4th Quarter Ending Dec. 31	Total	1st Quarter Ending March 31	2nd Quarter Ending June 30	3rd Quarter Ending Sept. 30	4th Quarter Ending Dec. 31	Total	Unutilized Budget	Unpaid Utilizations	
																Due and Demandable / Accounts Payable	Not Yet Due and Demandable
1	2	3	4	5=(3+(-)4)	6	7	8	9	10=(6+7+8+9)	11	12	13	14	15=(11+12+13+14)	16=(5-10)	17	18
Financial Assistance/Subsidy	502014080														0.00	-	-
Taxes, Insurance Premiums and Other Fees															0.00	-	-
Taxes, Duties and Licenses	50215010														0.00	-	-
Fidelity Bond Premiums	50215020														0.00	-	-
Insurance Expenses	50215030														0.00	-	-
Other Maintenance and Operating Expenses															0.00	-	-
Advertising Expenses	50299010														0.00	-	-
Printing and Publication Expenses	50299020														0.00	-	-
Representation Expenses	50299030														0.00	-	-
Transportation and delivery expenses	50299040														0.00	-	-
Rent Expenses	5029905003														0.00	-	-
Membership Dues and Contributions to Organizations	50299060														0.00	-	-
Subscription Expenses	50299070														0.00	-	-
Bank transaction fees	50299220														0.00	-	-
Other Maintenance and Operating Expenses	50299990														0.00	-	-
Financial Expenses															0.00	-	-
Bank Charges	50301040														0.00	-	-
Other Financial Charges	50301990														0.00	-	-
Continue down to the last object of expenditure...															0.00	-	-
Capital Outlays															0.00	-	-
Property, Plant and Equipment Outlay															0.00	-	-
Land	10601010														0.00	-	-
Buildings and Other Structures															0.00	-	-
Outlay	10604010														0.00	-	-
Buildings															0.00	-	-
School Buildings															0.00	-	-
Hospitals and Health Centers															0.00	-	-
Markets															0.00	-	-
Machinery and Equipment															0.00	-	-
Outlay	10605010														0.00	-	-
Other Machinery & Equipment	10605990														0.00	-	-
Office Equipment	10605020														0.00	-	-
Information and Communication Technology Equipment	10605030														0.00	-	-
Office Furniture and Fixture	10607010														0.00	-	-
Communication Equipment	10605070														0.00	-	-
Sports Equipment	10605130														0.00	-	-
Military, Police & Security Equipment	10605100														0.00	-	-
Motor Vehicle	10606010														0.00	-	-
Construction and Heavy Equipment															0.00	-	-
Other Property, Plant & Equipment	10699990														0.00	-	-
Other Losses															0.00	-	-
Losses	40501990														0.00	-	-
GRAND TOTAL		4,559,211,364.46	-	4,559,211,364.46	541,161,751.62	203,966,641.57	301,101,714.35	-	1,046,230,107.54	72,661,821.09	285,410,290.90	428,930,117.70	-	787,002,229.69	3,512,981,256.92	250,017,877.67	9,210,000.18

COA-PS

RECEIVED

OCT 31 2023

By: _____

Prepared and Certified Correct:  MARIA JOANA VICTORIA L. MAGLAY Budget Officer Date: 10/24/2023	Certified Correct:  JOSHUA LAURE OIC-Chief Accountant Date: 10/26/23	Recommending Approval:  SAMANTHA GRACE E. MOSCOSO OIC-Director IV, Administrative and Finance Group Date:	Approved By:  DENNIS SANTIAGO OIC-Director IV Date: 27 OCT 2023
---	--	---	---