


PROCUREMENT SERVICE
Department of Budget and Management
STATEMENT OF FINANCIAL POSITION
As of December 31, 2021

COA-PS
 RECEIVED
 FEB 14 2022
 By: 

ASSETS

Current Assets

Cash and Cash Equivalents	30,766,478,933.67
Receivables	2,660,669,081.64
Inventories	164,979,120.33
Other Current Assets	363,605,710.63
Total Current Assets	33,955,732,846.27

Non-Current Assets

Property, Plant and Equipment	96,444,047.65
Total Non-Current Assets	96,444,047.65

Total Assets **34,052,176,893.92**

LIABILITIES

Current Liabilities

Financial Liabilities	6,067,367,090.14
Inter- Agency Payables	19,829,455,670.27
Intra- Agency Payables	-
Trust Liabilities	514,783,608.00
Other Deferred Credits	(996,348.40)
Other Payables	106,387,737.85
Total Current Liabilities	26,516,997,757.86

Total Liabilities **26,516,997,757.86**

NET ASSETS/ EQUITY

Accumulated Surplus/(Deficit)	7,535,179,136.06
Total Net Assets/ Equity	7,535,179,136.06

Total Liabilities and Net Assets/ Equity **34,052,176,893.92**

CERTIFIED CORRECT:


AMY T. DELA CRUZ
 OIC Chief, Comptroller Division 

PROCUREMENT SERVICE
Department of Budget and Management
DETAILED STATEMENT OF FINANCIAL POSITION
As of December 31, 2021

ASSETS

Current Assets

Cash and Cash Equivalents 30,766,478,933.67

Cash on Hand	13,614,323.35
Cash-Collecting Officer	<u>12,842,656.87</u>
Petty Cash	771,666.48
Cash in Bank- Local Currency	<u>30,752,864,610.32</u>
Cash in Bank- LC, Current Account	26,827,714,671.85
Cash in Bank- LC, Savings Account	923,787,082.55
Time Deposits - Local Currency	3,001,362,855.92

Receivables 2,660,669,081.64


Inter-Agency Receivables	2,152,683,698.50
Due from NGAs	<u>2,060,387,155.08</u>
Due from GOCC's	85,962,903.59
Due from LGU's	6,333,639.83
Intra-Agency Receivables	<u>0.00</u>
Due from Regional Offices	-
Other Receivables	<u>507,985,383.14</u>
Due from Officers & Employees	447,064.19
Other Receivables	507,538,318.95

Inventories 164,979,120.33

Inventory Held for Sale	163,259,739.08
Merchandise Inventory	<u>179,504,173.42</u>
Allowance for Impairment-Merchandise Inventory	18,800,439.73
Merchandise Inventory - Adjustments	(2,556,005.39)
Inventory Held for Consumption	<u>1,719,381.25</u>
Office Supplies Inventory	885,590.56
Semi-Expendable M & E - Office Equipment	35,215.75
Semi-Expendable M & E - ICT Equipment	692,685.84
Semi-Expendable M & E - Furniture and Fixture	100,527.94
Semi-Expendable Books	5,361.16

Other Current Assets 363,605,710.63

Advances	116,816,798.48
Advances for Operating Expenses	<u>2,228,974.67</u>
Advances for Payroll	(0.01)
Advances to Special Disbursing Officer	1,897,758.73
Advances to Officers & Employees	590,752.91
Advances to Contractors	112,099,312.18
Prepayments	<u>99,170.52</u>
Prepaid Rent	61,800.00
Prepaid Insurance	19,870.52

Other Prepayments	17,500.00
Deposits	246,689,741.63
Deposits on Letters of Credit	245,439,944.50
Guaranty Deposits	1,249,797.13
Total Current Assets	33,955,732,846.27
Non- Current Assets	
Property, Plant and Equipment	96,444,047.65
Land	19,102,162.97
Land	19,102,162.97
Other Land Improvements	12,287.43
Other Land Improvements	12,315.25
<i>Accumulated Depreciation- Other Land Improvements</i>	(27.82)
<i>Net Value</i>	12,287.43
Buildings and Other Structures	38,015,249.03
Buildings	81,036,994.47
<i>Accumulated Depreciation- Bldgs.</i>	(43,021,745.44)
<i>Net Value</i>	38,015,249.03
Hostels and Dormitories	91,700.40
Hostels and Dormitories	94,914.13
<i>Accumulated Depreciation- Hostels and Dormitories</i>	(3,213.73)
<i>Net Value</i>	91,700.40
Other Structures	277,344.85
Other Structures	277,344.85
<i>Accumulated Depreciation- Other Structures</i>	-
<i>Net Value</i>	277,344.85
Machinery and Equipment	22,989,211.79
Machinery	66,877.11
<i>Accumulated Depreciation- Machinery</i>	(55,271.53)
<i>Net Value</i>	11,605.58
Office Equipment	9,218,462.76
<i>Accumulated Depreciation- Office Equipment</i>	(8,113,191.39)
<i>Net Value</i>	1,105,271.37
Information & Communication Tech. Equipment	53,681,613.80
<i>Accumulated Depreciation- Info. & Com. Tech. Equipm</i>	(36,059,295.93)
<i>Net Value</i>	17,622,317.87
Communication Equipment	301,993.20
<i>Accumulated Depreciation- Communication Equipment</i>	(629,631.14)
<i>Net Value</i>	(327,637.94)
Construction and Heavy Equipment	2,888,000.00
<i>Accumulated Depreciation- Construction & Heavy Equ.</i>	(1,994,910.00)
<i>Net Value</i>	893,090.00
Military, Police and Security Equipment	4,608,389.32
<i>Accumulated Depreciation- Military, Police and Securi.</i>	(1,674,308.89)
<i>Net Value</i>	2,934,080.43
Sports Equipment	600,900.00
<i>Accumulated Depreciation- Sports Equipment</i>	(313,159.50)
<i>Net Value</i>	287,740.50
Other Machinery & Equipment	1,129,865.55
<i>Accumulated Depreciation- Other Machinery & Equipm</i>	(667,121.57)
<i>Net Value</i>	462,743.98

ky

ky

Transportation Equipment	14,263,629.17
Motor Vehicles	23,183,862.62
<i>Accumulated Depreciation- Motor Vehicles</i>	(8,575,219.75)
<i>Accumulated Impairment Losses-Motor Vehicle</i>	(345,013.70)
<i>Net Value</i>	<u>14,263,629.17</u>
Furniture, Fixtures and Books	1,657,215.64
Furniture & Fixtures	9,681,389.61
<i>Accumulated Depreciation- Furniture & Fixtures</i>	(8,024,173.97)
<i>Net Value</i>	<u>1,657,215.64</u>
Other Property, Plant & Equipment	35,246.37
Other Property, Plant & Equipment	423,219.00
<i>Accumulated Depreciation- Other Property, Plant & Eq</i>	(387,972.63)
<i>Net Value</i>	<u>35,246.37</u>
Intangible Assets	0.00
Computer Software	0.00
<i>Accumulated Amortization- Computer Software</i>	0.00
<i>Net Value</i>	<u>0.00</u>
Other Assets	0.00
Other Assets	<u>0.00</u>
Total Non-Current Assets	96,444,047.65
TOTAL ASSETS	<u>34,052,176,893.92</u>

LIABILITIES AND NET ASSETS/EQUITY

Liabilities

Current Liabilities

Financial Liabilities

Payables	6,067,367,090.14
Accounts Payable	6,066,361,992.92
Due to Officers and Employees	1,005,097.22

Inter- Agency Payables

Due to BIR	154,910,444.58
Due to GSIS	1,656,116.21
Due to Pag-ibig	(22,764.09)
Due to Philhealth	(305,330.21)
Due to NGAs	18,720,792,497.69
Due to GOCCs	861,039,613.32
Due to LGUs	91,385,092.77

Intra- Agency Payables

Due to Regional Offices	<u>0.00</u>
	-

Trust Liabilities

Trust Liabilities	514,783,608.00
Guaranty/Security Deposits Payable	166,659,935.42
	348,123,672.58

Other Deferred Credits

Other Deferred Credits	<u>(996,348.40)</u>
Other Unearned Revenue	-
	(996,348.40)

Other Payables


106,387,737.85

ky

[Signature]

Other Payables	106,387,737.85
Total Current Liabilities	<u>26,516,997,757.86</u>
Total Liabilities	<u>26,516,997,757.86</u>
Net Assets/ Equity	
Equity	<u>7,535,179,136.06</u>
Accumulated Surplus / (Deficit)	<u>6,301,895,746.62</u>
Net Income / (Loss) for the period	1,233,283,389.44
Total Net Assets/ Equity	<u>7,535,179,136.06</u>
TOTAL LIABILITIES AND NET ASSETS/EQUITY	<u><u>34,052,176,893.92</u></u>

CERTIFIED CORRECT:


AMY T. DELA CRUZ
 OIC Chief, Comptroller Division