


PROCUREMENT SERVICE
Department of Budget and Management
STATEMENT OF FINANCIAL PERFORMANCE
PS Revolving Fund (207511)
For the month ended *Sep 30*, 2022

Revenue	
Net Sales	13,299,499,711.32
Less: Cost of Sales	<u>12,804,055,523.38</u>
Net Mark-Up	495,444,187.94
Add: Clearance & Certification Fees	<u>121,002,752.57</u>
Gross Income from Current Operation	<u>616,446,940.51</u>
Less: Operating Expenses	
Personnel Services	153,156,462.93
Maintenance & Other Operating Expenses	73,006,084.30
Non-Cash Expenses	<u>6,969,872.77</u>
Total Operating Expenses	<u>233,132,420.00</u>
Surplus/ (Deficit) from Current Operations	<u>383,314,520.51</u>
Service Income	2,600,247,319.40
Business Income	17,029.04
Gain on Foreign Exchange (FOREX)	0.00
Losses	<u>(86,211.72)</u>
Surplus/ (Deficit) for the period	<u><u>2,983,492,657.23</u></u>

CERTIFIED CORRECT:


AMY T. DELA CRUZ
OIC Chief, Comptroller Division *by*

COA-PS
RECEIVED
UCI 25 2022

By: 

This statement should be read in conjunction with the accompanying notes.

PROCUREMENT SERVICE
Department of Budget and Management
DETAILED STATEMENT OF FINANCIAL PERFORMANCE
PS Revolving Fund (207511)
For the month ended Sep 30, 2022

Revenue

Sales Revenue	13,307,772,374.36
Less: Sales Returns	(8,272,663.04)
Net Sales	<u>13,299,499,711.32</u>
Less: Cost of Sales	12,804,055,523.38
Net Mark-Up	<u>495,444,187.94</u>
Add: Clearance & Certification Fees	<u>121,002,752.57</u>
Total Revenue	<u>616,446,940.51</u>

Less: Current Operating Expenses

Personnel Services

Salaries and Wages

Salaries & Wages - Contractual	109,428,623.25
Total Salaries and Wages	<u>109,428,623.25</u>

Other Compensation

Personnel Economic Relief Allow.	6,176,090.99
Representation Allowance	1,315,500.00
Transportation Allowance	1,054,750.00
Clothing & Uniform Allowance	0.00
Hazard Pay	0.00
Longevity Pay	0.00
Overtime & Night Pay	991,204.39
Year-End Bonus	0.00
Cash Gift	0.00
Mid-year Bonus-Civilian	12,267,705.00
Other Bonuses & Allowances	0.00
Collective Negotiation Agreement Incentive	0.00
Productivity Enhancement Incentive	0.00
Total Other Compensation	<u>21,805,250.38</u>

Personnel Benefits Contributions

Retirement and Life Insurance Premiums	13,184,828.67
Pag-Ibig Contributions	165,000.00
PhilHealth Contributions	1,746,438.52
Employees Compensation Insurance Premiums	311,200.00
Total Personnel Benefits Contributions	<u>15,407,467.19</u>

Other Personnel Services

Terminal Leave Benefits	410,164.33
Other Personnel Benefits	5,829,957.78
Loyalty Award	275,000.00
Total Other Personnel Services	<u>6,515,122.11</u>

Total Personnel Services

153,156,462.93

Maintenance & Other Operating Expenses

Travelling Expenses

Travelling Expenses-Local	574,651.71
---------------------------	------------

Travelling Expenses-Foreign	0.00
Total Travelling Expenses	<u>574,651.71</u>
Training and Scholarship Expenses	
Training Expenses	108,451.24
Scholarship Grants/Expenses	0.00
Total Training and Scholarship Expenses	<u>108,451.24</u>
Supplies and Materials Expenses	
Office Supplies Expense	2,638,437.46
Accountable Forms Expense	18000.00
Non-Accountable Forms Expenses	15000.00
Fuel, Oil and Lubricants Expenses	1,989,045.24
Semi-Expendable M&E Expenses - Machinery	0.00
Semi-Expendable M&E Expenses - Office Equipment	988,162.10
Semi-Expendable M&E Expenses - ICT Equipment	373,865.17
Semi-Expendable M&E Expenses - ICT Equipment	0.00
Semi-Expendable M&E Expenses-Technical & Scientific	5,990.00
Semi-Expendable Furniture, Fixtures & Books Expenses -	852,065.00
Semi-Expendable Furniture, Fixtures & Books Expenses -	0.00
Other Supplies and Materials Expenses	618.00
Total Supplies and Materials Expenses	<u>6,881,182.97</u>
Utility Expenses	
Water Expenses	882,427.39
Electricity Expenses	5,175,530.25
Total Utility Expenses	<u>6,057,957.64</u>
Communication Expenses	
Postage and Courier Services	88,454.80
Telephone Expenses - Mobile	633,685.42
Telephone Expenses - Landline	417,260.94
Internet Subscription Expenses	1,202,465.74
Total Communication Expenses	<u>2,341,866.90</u>
Confidential, Intelligence and Extraordinary Expenses	
Extraordinary and Miscellaneous Expenses	539,700.00
Total Confidential, Intelligence and Extraordinary Expenses	<u>539,700.00</u>
Professional Services	
Legal Services	1,900.00
Consultancy Services	180,000.00
Other Professional Expenses	4,372,469.03
Total Professional Services	<u>4,554,369.03</u>
General Services	
Janitorial Services	0.00
Security Services	2,797,288.31
Other General Services	17,652,836.87
Total General Services	<u>20,450,125.18</u>
Repairs and Maintenance	
Repairs and Maintenance- Buildings	3,815,251.75
Repairs and Maintenance- Buildings and Other Structures-	704.00
Repairs and Maintenance-Machinery and Equipment	15,700.00
Repairs and Maintenance-Machinery and Equipment OE	22,370.00
Repairs and Maintenance-Machinery and Equipment ICT	1,300.00
Repairs and Maintenance-Machinery and Equipment OME	0.00
Repairs and Maintenance-Machinery and Equipment CHE	0.00
Repairs and Maintenance-Machinery and Equipment Othe	7,550.00

[Handwritten signature]
[Handwritten signature]

Repairs and Maintenance-Sports Equipment	0.00
Repairs and Maintenance-Transportation Equipment	326,222.00
Repairs and Maintenance-Furniture and Fixtures	0.00
Total Repairs and Maintenance	4,189,097.75

Taxes, Insurance Premiums and Other Fees

Taxes, Duties & Licenses	85,426.24
Fidelity Bond Premiums	510,918.18
Insurance Expenses	379,351.38
Total Taxes, Insurance Premiums and Other Fees	975,695.80

Other Maintenance and Operating Expenses

Advertising Expenses	0.00
Printing and Publication Expenses	0.00
Representation Expenses	378,640.33
Rent/Lease Expenses	2,569,800.00
Rent/Lease Expenses-Bldg and Strs.	433,440.00
Subscription Expenses	17,020,358.78
ICT Software Subscription	1,305,852.31
Donation	0.00
Bank Transaction Fee	2750.00
Transportation and Delivery Expenses	4,530,889.91
Other Maintenance & Operating Expenses	91,254.75

Total Other Maintenance and Operating Expenses	26,332,986.08
---	----------------------

Total Maintenance and Other Operating Expenses	73,006,084.30
---	----------------------

Non-Cash Expenses

Depreciation

Depreciation-Land Improvements-Other Land Improve	14.98
Depreciation- Buildings	2,041,115.44
Depreciation- Buildings and Other Structures	0.00
Depreciation-Hostels and Dormitories	2,224.89
Depreciation-Machinery and Equipment-Machinery	0.00
Depreciation-Office Equipment	116,335.35
Depreciation- Information & Communication Tech. Eqpt	2,026,805.91
Depreciation- Communication Equipment	3,824.58
Depreciation- Construction and Heavy Equipment	194,940.00
Depreciation-Machinery and Equipment-Military, Police a	478,414.09
Depreciation- Sports Equipment	34,828.50
Depreciation-Technical and Scientific Equipment	5,587.50
Depreciation- Other Machinery Equipment	56,443.82
Depreciation- Motor Vehicles	1,839,341.70
Depreciation- Books & Furniture and Fixtures	169,996.01
Depreciation- Leased Assets Improvements- Building	0.00
Depreciation- Other Property, Plant and Equipment	0.00

Total Non-Cash Expenses	6,969,872.77
--------------------------------	---------------------

Current Operating Expenses	233,132,420.00
-----------------------------------	-----------------------

Surplus (Deficit) from Current Operations	383,314,520.51
--	-----------------------

Add: Service and Business Income

Service Income

Fines and Penalties- Service Income	28,312.73
Other Service Income	2,600,219,006.67
Total Service Income	2,600,247,319.40

Business Income

Miscellaneous Income	0.04
Seminar/Training Fees	0.00

[Handwritten signatures]



Other Business Income	17,029.00
Total Business Income	<u>17,029.04</u>

Less: Non-Operating Losses

Loss on Asset	86,211.69
Other Losses	0.03
Total Losses	<u>86,211.72</u>

Surplus (Deficit) for the period	<u>2,983,492,657.23</u>
---	--------------------------------

CERTIFIED CORRECT:


AMY T. DELA CRUZ
OIC Chief, Comptroller Division 

This statement should be read in conjunction with the accompanying notes.