



PROCUREMENT SERVICE
Department of Budget and Management
STATEMENT OF FINANCIAL PERFORMANCE
For the month ended June 30, 2022

Revenue	
Net Sales	11,619,125,309.96
Less: Cost of Sales	11,156,314,782.20
Net Mark-Up	<u>462,810,527.76</u>
Add: Clearance & Certification Fees	74,251,852.57
Gross Income from Current Operation	<u>537,062,380.33</u>
Less: Operating Expenses	
Personnel Services	108,680,723.60
Maintenance & Other Operating Expenses	45,561,457.14
Non-Cash Expenses	<u>5,030,254.50</u>
Total Operating Expenses	<u>159,272,435.24</u>
Surplus/ (Deficit) from Current Operations	<u>377,789,945.09</u>
Service Income	1,758,236,898.56
Business Income	17,029.01
Surplus/ (Deficit) for the period	<u><u>2,136,043,872.66</u></u>

CERTIFIED CORRECT:





AMY T. DELA CRUZ
OIC Chief, Comptroller Division 

By: 

PROCUREMENT SERVICE
Department of Budget and Management
DETAILED STATEMENT OF FINANCIAL PERFORMANCE
PS Revolving Fund (207511)
For the month ended June 30, 2022

COA-PS



By: _____

Revenue

Sales Revenue	11,621,819,617.06
Less: Sales Returns	(2,694,307.10)
Net Sales	11,619,125,309.96

Less: Cost of Sales	
Inventory, January 1	179,504,173.42
Add/Less: Adjustments	11,865,000.00
Adjusted Inventory - January 1	191,369,173.42
Add: Purchases	12,407,297,793.37
Freight-in	10,940.00
Less: Adjustments	0.00
Total Cost of Goods Available	12,598,677,906.79
Less: Inventory, Dec 31	1,442,363,124.59

Total Cost of Sales	11,156,314,782.20
---------------------	-------------------

Net Mark-Up	462,810,527.76
Add: Clearance & Certification Fees	74,251,852.57

Total Revenue	537,062,380.33
----------------------	-----------------------

Less: Current Operating Expenses

Personnel Services

Salaries and Wages

Salaries & Wages - Contractual	73,827,043.47
Total Salaries and Wages	73,827,043.47

Other Compensation

Personnel Economic Relief Allow.	4,164,545.48
Representation Allowance	1,076,250.00
Transportation Allowance	854,250.00
Clothing & Uniform Allowance	0.00
Hazard Pay	0.00
Longevity Pay	40,000.00
Overtime & Night Pay	657,705.77
Year-End Bonus	0.00
Cash Gift	0.00
Mid-year Bonus-Civilian	12,237,907.00
Other Bonuses & Allowances	0.00
Collective Negotiation Agreement Incentive	0.00
Productivity Enhancement Incentive	0.00
Total Other Compensation	19,030,658.25

Personnel Benefits Contributions

Retirement and Life Insurance Premiums	8,901,164.67
Pag-Ibig Contributions	63,900.00
PhilHealth Contributions	1,052,460.43
Employees Compensation Insurance Premiums	210,200.00
Total Personnel Benefits Contributions	10,227,725.10

Other Personnel Services	
Terminal Leave Benefits	310,288.47
Other Personnel Benefits	5,050,008.31
Loyalty Award	235,000.00
Total Other Personnel Services	5,595,296.78
Total Personnel Services	108,680,723.60
<hr/>	
Maintenance & Other Operating Expenses	
Travelling Expenses	
Travelling Expenses-Local	430,464.21
Travelling Expenses-Foreign	0.00
Total Travelling Expenses	430,464.21
Training and Scholarship Expenses	
Training Expenses	88,951.24
Scholarship Grants/Expenses	0.00
Total Training and Scholarship Expenses	88,951.24
Supplies and Materials Expenses	
Office Supplies Expense	1,801,767.84
Accountable Forms Expense	12000.00
Non-Accountable Forms Expenses	0.00
Fuel, Oil and Lubricants Expenses	1,360,595.65
Semi-Expendable M&E Expenses - Machinery	0.00
Semi-Expendable M&E Expenses - Office Equipment	958,163.10
Semi-Expendable M&E Expenses - ICT Equipment	240,158.53
Semi-Expendable M&E Expenses - ICT Equipment	0.00
Semi-Expendable M&E Expenses-Technical & Scientific	5,990.00
Semi-Expendable Furniture, Fixtures & Books Expenses -	2,285.00
Semi-Expendable Furniture, Fixtures & Books Expenses -	0.00
Other Supplies and Materials Expenses	0.00
Total Supplies and Materials Expenses	4,380,960.12
Utility Expenses	
Water Expenses	567,854.08
Electricity Expenses	2,966,221.11
Total Utility Expenses	3,534,075.19
Communication Expenses	
Postage and Courier Services	40,116.50
Telephone Expenses - Mobile	408,482.17
Telephone Expenses - Landline	215,232.64
Internet Subscription Expenses	468,767.92
Total Communication Expenses	1,132,599.23
Confidential, Intelligence and Extraordinary Expenses	
Extraordinary and Miscellaneous Expenses	471,900.00
Total Confidential, Intelligence and Extraordinary Expenses	471,900.00
Professional Services	
Legal Services	1,000.00
Consultancy Services	120,000.00
Other Professional Expenses	3,425,735.44
Total Professional Services	3,546,735.44
General Services	
Janitorial Services	0.00
Security Services	1,287,105.74
Other General Services	11,499,777.09

Total General Services	12,786,882.83
Repairs and Maintenance	
Repairs and Maintenance- Buildings	321,400.50
Repairs and Maintenance- Buildings and Other Structures-	0.00
Repairs and Maintenance-Machinery and Equipment	15,700.00
Repairs and Maintenance-Machinery and Equipment OE	6,620.00
Repairs and Maintenance-Machinery and Equipment ICT	1,300.00
Repairs and Maintenance-Machinery and Equipment OME	0.00
Repairs and Maintenance-Machinery and Equipment CHE	0.00
Repairs and Maintenance-Machinery and Equipment Othe	6,500.00
Repairs and Maintenance-Sports Equipment	0.00
Repairs and Maintenance-Transportation Equipment	158,060.00
Repairs and Maintenance-Furniture and Fixtures	0.00
Total Repairs and Maintenance	509,580.50
Taxes, Insurance Premiums and Other Fees	
Taxes, Duties & Licenses	61,136.24
Fidelity Bond Premiums	360,517.50
Insurance Expenses	314,174.87
Total Taxes, Insurance Premiums and Other Fees	735,828.61
Other Maintenance and Operating Expenses	
Advertising Expenses	0.00
Printing and Publication Expenses	0.00
Representation Expenses	190,365.68
Rent/Lease Expenses	1,300,320.00
Subscription Expenses	13,441,257.86
ICT Software Subscription	212,287.57
Donation	0.00
Bank Transaction Fee	0.00
Transportation and Delivery Expenses	2,752,759.91
Other Maintenance & Operating Expenses	46,488.75
Total Other Maintenance and Operating Expenses	17,943,479.77
Total Maintenance and Other Operating Expenses	45,561,457.14
Non-Cash Expenses	
Depreciation	
Depreciation-Land Improvements-Other Land Improveme	12.84
Depreciation- Buildings	1,356,743.62
Depreciation- Buildings and Other Structures	
Depreciation-Hostels and Dormitories	1,483.26
Depreciation-Machinery and Equipment-Machinery	0.00
Depreciation-Office Equipment	59,453.40
Depreciation- Information & Communication Tech. Eqpt	1,734,378.89
Depreciation- Communication Equipment	3,187.15
Depreciation- Construction and Heavy Equipment	129,960.00
Depreciation-Machinery and Equipment-Military, Police a	318,080.22
Depreciation- Sports Equipment	27,040.50
Depreciation-Technical and Scientific Equipment	3,810.00
Depreciation- Other Machinery Equipment	26,789.88
Depreciation- Motor Vehicles	1,226,227.80
Depreciation- Books & Furniture and Fixtures	113,125.88
Depreciation- Leased Assets Improvements- Building	0.00
Depreciation- Other Property, Plant and Equipment	29,961.06
Total Non-Cash Expenses	5,030,254.50
Current Operating Expenses	159,272,435.24
Surplus (Deficit) from Current Operations	377,789,945.09

Add: **Service and Business Income**

Service Income

Fines and Penalties- Service Income	28,312.73
Other Service Income	1,758,208,585.83
Total Service Income	<u><u>1,758,236,898.56</u></u>

Business Income

Miscellaneous Income	0.01
Seminar/Training Fees	0.00
Other Business Income	17,029.00
Total Business Income	<u><u>17,029.01</u></u>

Surplus (Deficit) for the period

2,136,043,872.66

CERTIFIED CORRECT:



AMY T. DELA CRUZ
OIC Chief, Comptroller Division

This statement should be read in conjunction with the accompanying notes.